


ENCORE[®]
SERIES

INSTALLATION AND OPERATING MANUAL

PN 54143

SERVICE AMBIENT TABLE - PASS THROUGH COUNTER



Standard 36" Case Shown
Optional Step Front Is Available

Model DTP24	26 3/4"L* x 44 1/2"D^ x 29 1/2"H~
Model DTP36	38 3/4"L* x 44 1/2"D^ x 29 1/2"H~
Model DTP48	50 3/8"L* x 44 1/2"D^ x 29 1/2"H~

** Includes End Panels.*

^Add 10" for Optional Extended Step.

~ With Adjustable Levelers Extended 1 1/2" Below Base Frame



888 E. Porter Road · Muskegon, MI 49441 Phone: 231.798.8888 Fax: 231.798.4960 www.structuralconcepts.com

TABLE OF CONTENTS

OVERVIEW AND WARNINGS	3
INSTALLATION	4
OPTIONAL STEP FRONT	5
CASE ADJOINMENT FOR STANDARD CASE	6
CASE ADJOINMENT FOR CASE WITH OPTIONAL STEP	7
TROUBLESHOOTING - GENERAL ISSUES	8
CLEANING SCHEDULE - TO BE PERFORMED BY STORE PERSONNEL	9
DUPONT™ CORIAN® COUNTERTOP CLEANING & MAINTENANCE	10
CLEANING & MAINTENANCE of SILESTONE® NATURAL QUARTZ SURFACE	11
PHYSICAL CHARACTERISTICS of SILESTONE® NATURAL QUARTZ SURFACE	12
TECHNICAL SERVICE CONTACT INFORMATION & WARRANTY INFORMATION	13

OVERVIEW

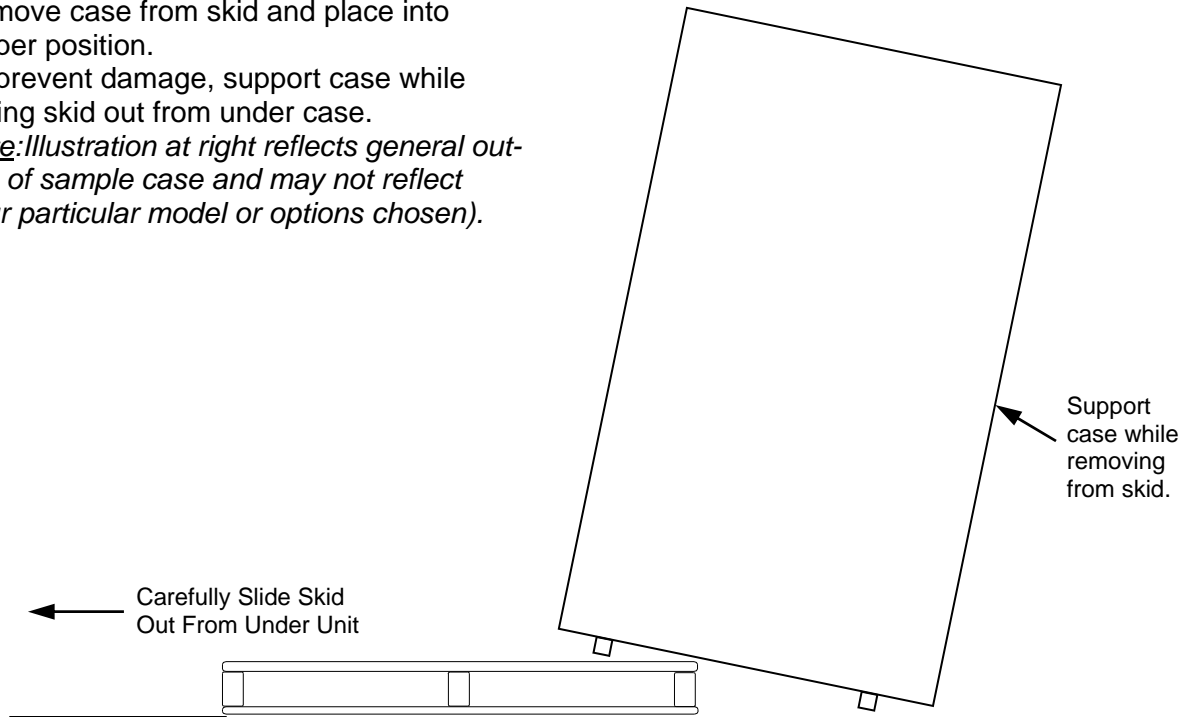
- This Structural Concepts® Encore® Service Non-Refrigerated case is designed to merchandise packaged / unpackaged bakery products at ambient temperatures.
- This case should be installed and operated according to this Installation-Operating Manual to insure proper performance.
- This unit is designed for the display of products in ambient store conditions where temperatures and humidity are maintained at a maximum of 75°F / 24°C and 55% relative humidity.

This merchandiser is designed for the display of non-hazardous, packaged / unpackaged bakery products (per NSF Std. 2 – 1999).

INSTALLATION

1. Remove Unit From Skid

- Remove case from skid and place into proper position.
- To prevent damage, support case while sliding skid out from under case.
- *Note: Illustration at right reflects general outline of sample case and may not reflect your particular model or options chosen).*

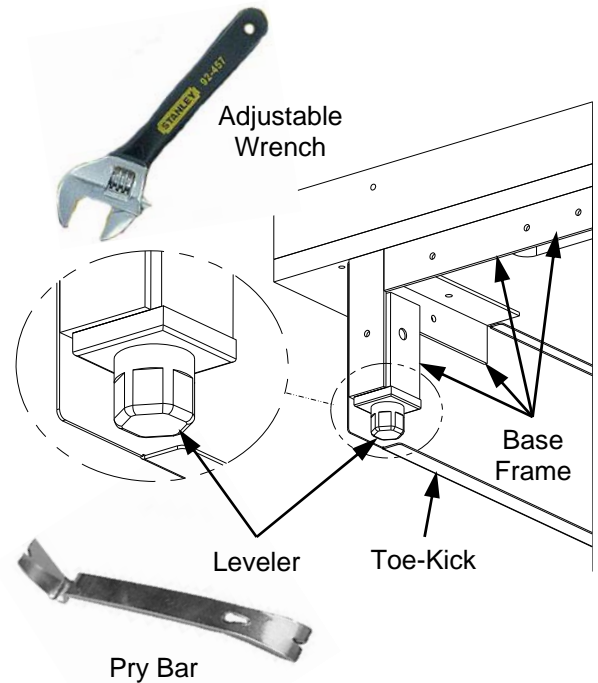


2. Position & Align Case Alongside Other Cases

- Before adjusting levelers, make certain that the case is in proper position and, if required, aligned with adjoining case(s).
- This may require the repositioning of the case you are installing or the already positioned case(s).

3. Adjust Levelers

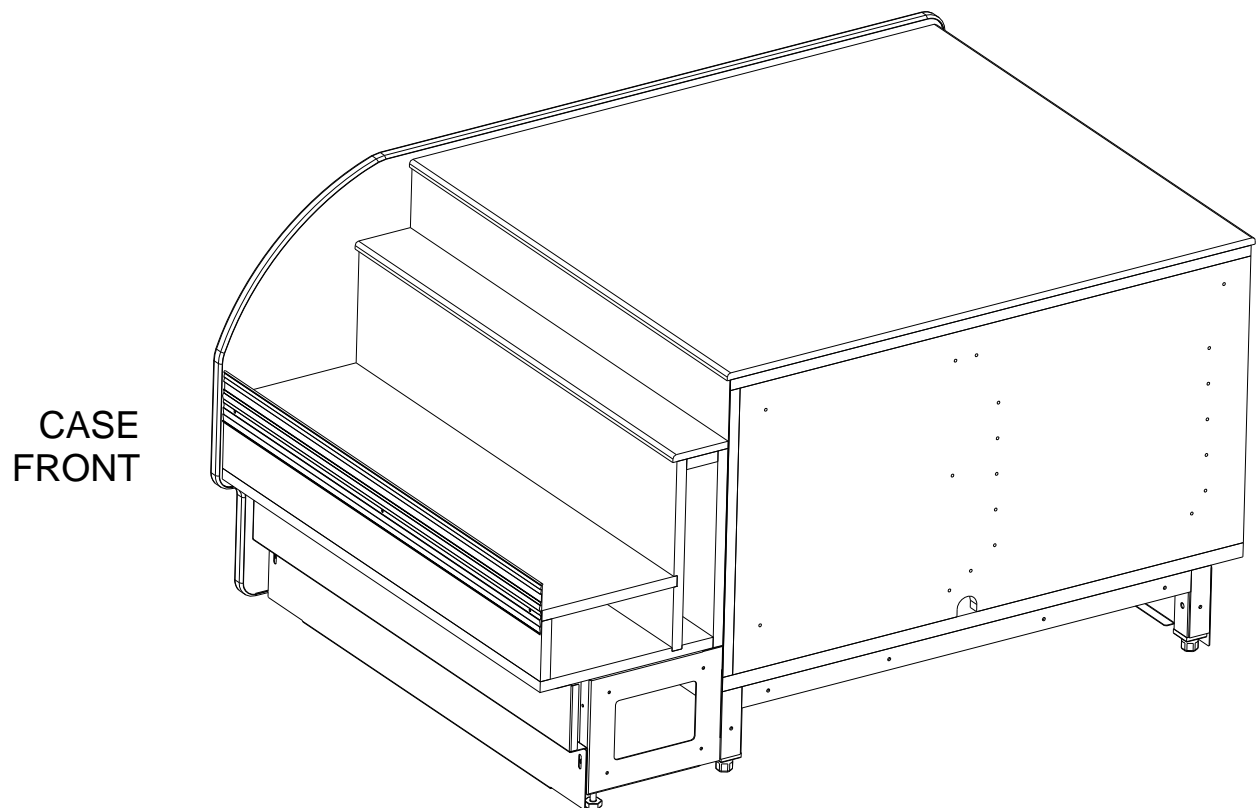
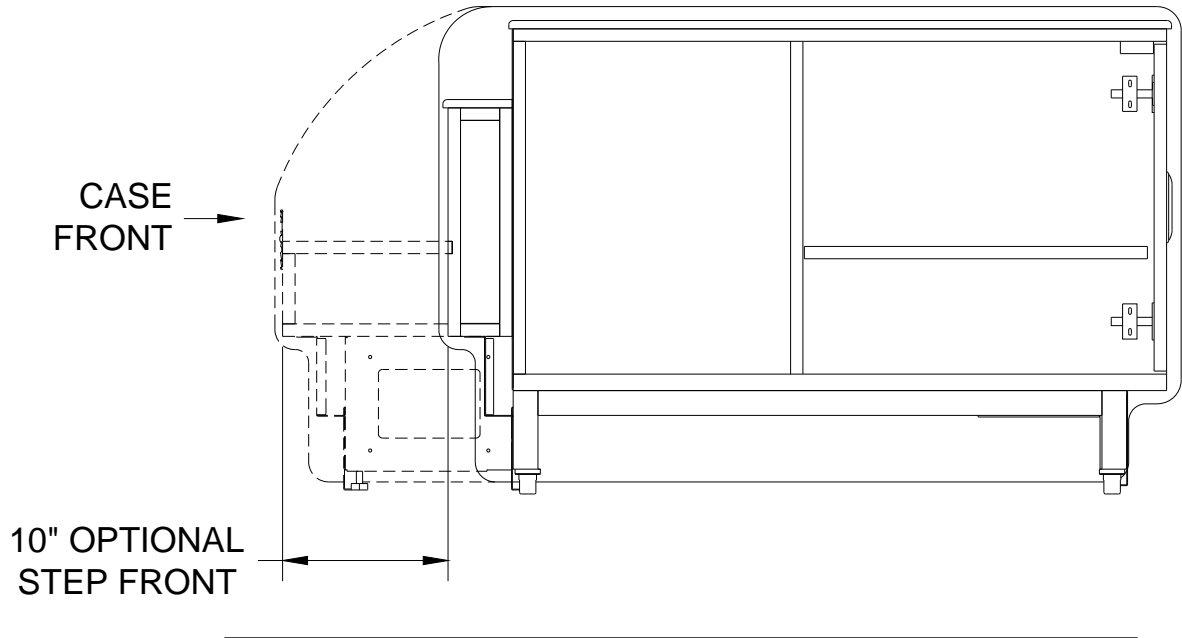
- After case is in proper position, adjust case so it is level and plumb (see illustration at right).
- You may need to remove front and/or rear Toe-Kick to access levelers.
- Use adjustable wrench to adjust leveler.
- Depending upon case weight it may be necessary to use a Pry Bar to accomplish this task.
- Do not use Pry Bar on Toe-Kick as it may buckle.
- Do not use Pry Bar on End Panel as it may chip.
- Use Pry Bar **ONLY** on Base Frame to avoid damaging case.
- See illustration and photos at right.



OPTIONAL STEP FRONT

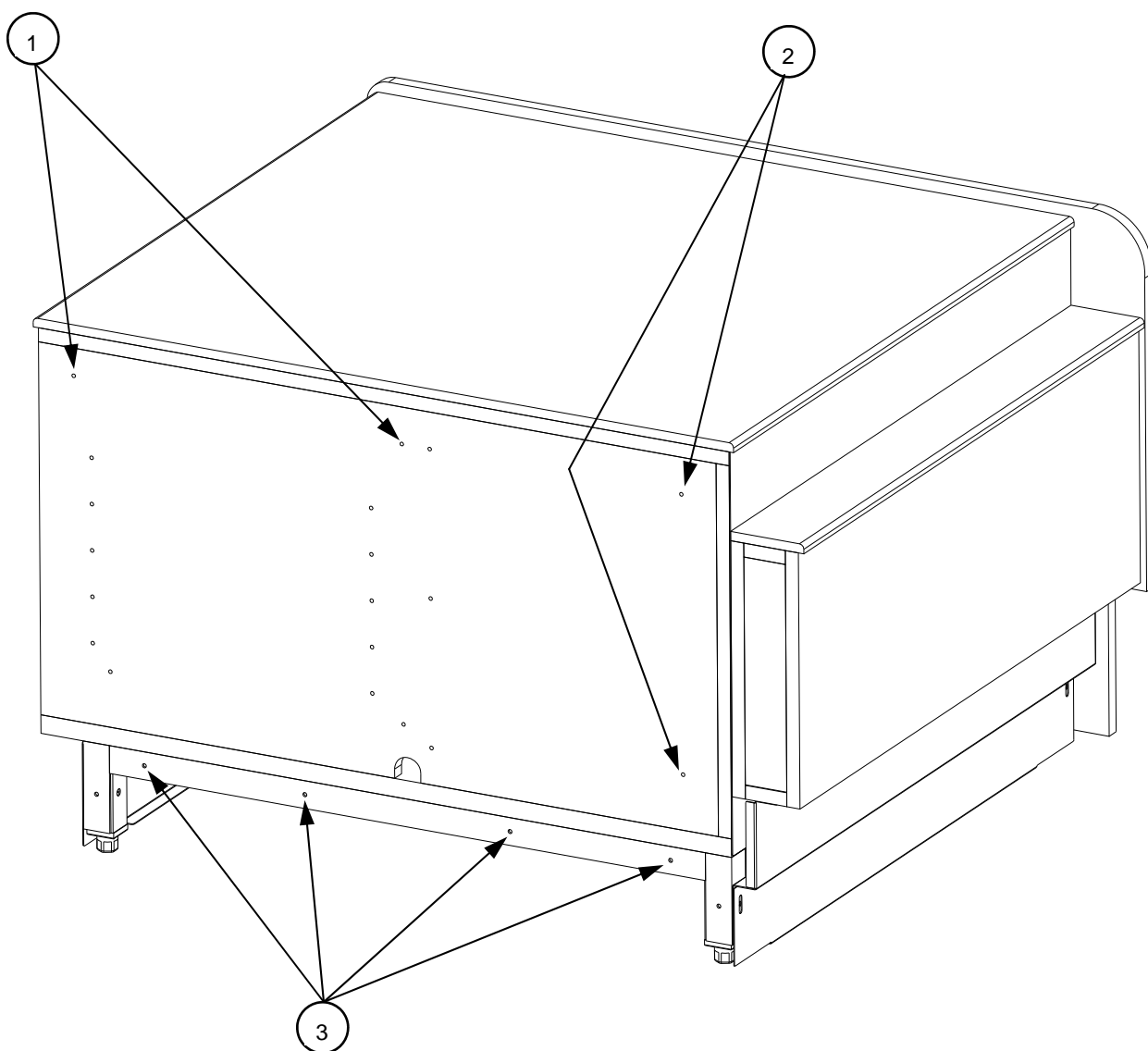
Optional Step Front

- Upper illustration below shows 10" Optional Step Front in dashed format.
- Lower illustration shows isometric view of case with side panel removed for illustrative purposes.



Case Adjoinment

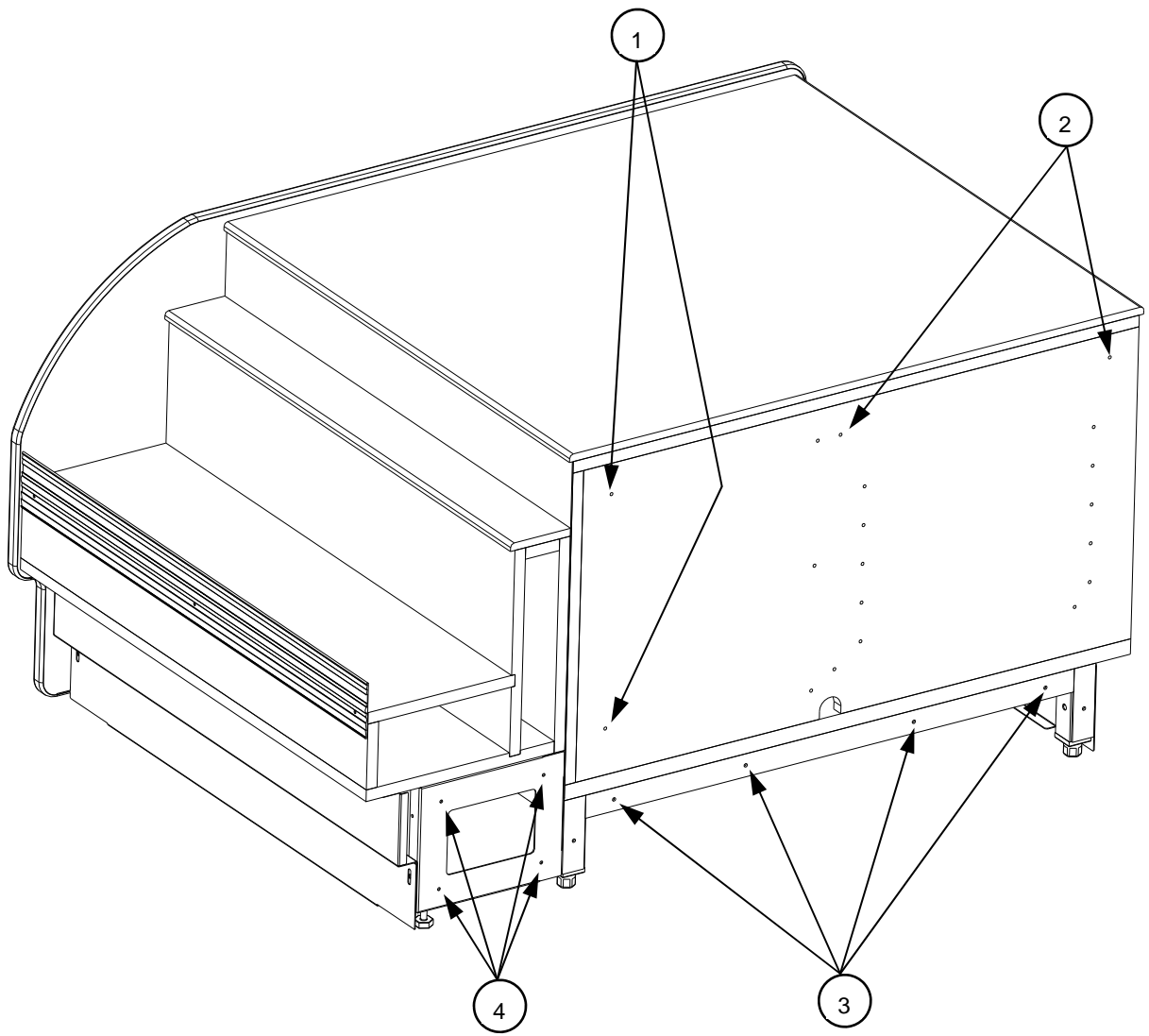
- Case is shipped with end panel removed where it is to be adjoined.
- For proper case adjoinment, use the SCC®-provided 1/4-20 x 2 1/2" nuts, bolts and washers.
- Adjoinment is to be at locations ballooned below.
 - ~ Carefully remove Quartz top to access ballooned holes 1 and 2.
 - ~ It may be necessary to remove front or rear toe-kick to access ballooned holes 3.



CASE ADJOINMENT FOR CASE WITH OPTIONAL STEP (STANDARD CASE IS ON PREVIOUS PAGE)

Case Adjoinment

- Case is shipped with end panel removed where it is to be adjoined.
- For proper case adjoinment, use the SCC®-provided 1/4-20 x 2 1/2" nuts, bolts and washers.
- Adjoinment is to be at locations ballooned below.
 - ~ Carefully remove Quartz top to access ballooned holes 1 and 2.
 - ~ It may be necessary to remove front or rear toe-kick to access ballooned holes 3 AND 4.



TROUBLESHOOTING - GENERAL ISSUES

CONDITION	TROUBLESHOOTING
Case Not Lining Up	See Installation Section for instructions on properly aligning case (alongside other cases) and adjusting levelers.

CLEANING SCHEDULE - TO BE PERFORMED BY STORE PERSONNEL

AREA TO BE CLEANED	FREQUENCY	INSTRUCTIONS
Case Exterior	Daily	Dupont™ Corian® Countertop Surface: See Dupont™ Corian® Countertop <i>Cleaning & Maintenance</i> section in manual.
	Daily	Silestone® Quartz Countertop Surface: See <i>Cleaning & Maintenance of Silestone® Natural Quartz Surface by Consentino</i> section in this manual.
	Daily	End Panels, Front Panel, Toe-Kick, Doors, etc.: Wipe off all surfaces with warm water and mild soap solution and non-abrasive cloth.
	Weekly	Under Case Cleaning: Sweep or vacuum under case to remove all dust and dirt that may collect. Should cases be adjoined, remove rear toe-kick (by removing four (4) screws) to access under the case.
Case Interior	Weekly	Shelving: Open rear doors. Clean upper and lower shelves with a household or commercial cleaner and a soft cloth or paper towel.

DUPONT™ CORIAN® COUNTERTOP CLEANING & MAINTENANCE

<p>Cleaning the Dupont™ Corian® Countertop</p>	<p><u>For Daily, Routine Cleaning:</u> Use soapy water or ammonia based cleaner; rinse and wipe dry.</p>
	<p><u>For water marks:</u> Wipe with damp cloth and wipe dry.</p>
	<p><u>For difficult residue:</u> Spray residue with Deep Cleaner for Dupont™ Corian® from Stone Care Int'l®. Wait for about 30-seconds for cleaner to work. Wipe dry with paper towel. If residue persists, repeat process. If residue still persists, follow directions for removing scratches.</p>
<p>Properly Caring for the Dupont™ Corian® Countertop</p>	<p><u>Preventing Heat Damage to Corian® Countertop:</u></p> <ul style="list-style-type: none"> • Corian® is an excellent material for heat resistance. As with all countertop materials, it is important to minimize direct heat exposure to protect your surface and investment. Use heat trivets or hot pads when placing hot objects on any surface.
	<p><u>Preventing Chemical Damage to Corian® Countertop:</u></p> <ul style="list-style-type: none"> • Avoid exposing Corian® to strong chemicals, such as paint removers, oven cleaners, etc. If contact occurs, quickly flush the surface with water.
	<p><u>Removing Minor Cuts and Scratches on Corian® Countertop:</u></p> <ul style="list-style-type: none"> • Do not cut directly on Corian® Countertop • Depending upon the severity of the scratches, Dupont® has specific “grit sanding pads” designed to smooth out most scratches. • See Dupont’s™ website for more “grit sanding pad” choices (color coded), rubbing directions, dealing with dust residue, achieving gloss levels, etc. • Log on at http://www.dupont.com/coriantop for complete details.

CLEANING & MAINTENANCE of SILESTONE® NATURAL QUARTZ SURFACE BY COSENTINO

<p>Routine Care</p>	<p><u>For Daily, Routine Cleaning:</u> Silestone® requires very little maintenance. Simply wipe your Silestone® surface with soap and warm water on a regular basis to maintain its beauty and shine for years to come. Any pH balanced general-purpose household cleaner may be used (e.g. dish soap, Windex®).</p>
<p>Difficult Spills</p>	<p><u>For Difficult Spills:</u> To remove difficult spills, wipe the surface with warm water and soap. If needed, apply a common household cleaner. For stains that harden as they dry, such as food, gum, nail polish, and paint, remove by gently scraping off of surface (using a blade or putty remover), and then clean using warm water and soap. Gray marks left by the razor, can be wiped away with soap and water. Silestone®'s advanced technology makes its surface extremely resistant to damaging chemicals. Difficult spots may be treated with one of the cleaners listed below. Leave the cleaner to sit for up to 10 minutes. Scrub and rinse thoroughly.</p> <ul style="list-style-type: none"> • Acetate • Lacquer Thinner • Rubbing Alcohol • Ammonia • Mineral Spirits • Vinegar • Formula 409® • Paint Thinner <p>Caution should be exercised in the handling and storage of any of the chemicals / products listed to the left. Each product's manufacturer's instructions should be consulted and utilized when using and storing these products.</p>
<p>Extreme Heat Protection</p>	<p><u>Extreme Heat Protection:</u> Silestone® is extremely resistant to heat, and can withstand moderately high temperatures for brief periods of time without being damaged. Although Silestone® is more heat resistant than any other stone surface, all stone can be damaged by sudden and extreme temperature changes, especially near the edges. For this reason, it is recommend that a trivet or a hot pad be used to protect the Silestone® surface from extreme heat.</p>
<p>Chemicals To Avoid</p>	<p><u>Chemicals To Avoid:</u> Avoid exposing your Silestone® surface to strong chemicals and solvents.</p> <ul style="list-style-type: none"> • <i>Items to avoid include: nail polish remover, permanent markers or inks, oil soaps, and furniture cleaners or paint strippers that contain trichlorethane or methylene chloride.</i> • Also avoid exposing you Silestone® surface to chemicals with high alkaline/PH levels, such as oven cleaners. <p>Caution must be used for the following:</p> <ul style="list-style-type: none"> • Products containing oils or powders may leave a residue. • Repetitive use of abrasive scrubs/cleaners may dull Silestone®'s finish. • Use of oven/grill cleaner may discolor Silestone® and should be avoided. • Repetitive exposure to extreme heat may damage Silestone's finish. <p>Apparent stains like coffee, food, makeup, etc.:</p> <ul style="list-style-type: none"> • Apply the appropriate cleaner with a paper towel and wipe. If necessary, the area may be soaked with pads of paper towels from 3-10 minutes; • Scrub the area. Rinse thoroughly. Dry thoroughly.
<p>Extreme Scratch Protection</p>	<p><u>Extreme Scratch Protection:</u> Although Silestone® is extremely scratch resistant, the Silestone® surface should be protected by using a cutting board in order to avoid damage to your knives.</p>

General Product Information

Physical Characteristic

Physical Characteristics

Silestone® meets the standards for Ceramic Tile, ANSI A-137, and Dimensional Granite ASTM C-615.

Silestone® carries the NSF listing for Standard 51-Food Equipment Materials.

Silestone® is the only quartz surface material with the antimicrobial agent Microban®.

Property	Method	Results
Water Absorption	ASTM C97	0.03%
Bond Strength	ASTM C482	211 psi
Impact Strength	ASTM C256	.352 ft
Modulus of Rupture	ASTM C99	6310 psi
Stain Resistance	ASTM C650	see test
Flexural Strength	ASTM C880	5840 psi
Thermal Shock	ASTM C484	Passed 5 cycles
Compressive Strength	ASTM C179	29,100 psi
Abrasive Index	ASTM C241	65
Static Coefficient of Friction	ASTM C1028 dry	1.02
Static Coefficient of Friction	ASTM C1028 wet	0.51
Thermal Expansion	ASTM C531	1.67x10 ⁻⁵ in/in/°F
Deicing	ASTM C672	Passed (0 rating)
Freeze-Thaw	ASTM C1026	15 cycles 0 tiles
Flame Spread	ASTM E84	Class 1
Breaking Strength	ASTM C648	480 lbf
Density	ASTM 373	2.47 gr/cm ³
Flammability	UL-94	Best rating
MOH's Hardness		6.0-6.5



Pure Brilliance.®

STRUCTURAL CONCEPTS CORPORATION TECHNICAL SERVICE
PHONE NUMBER: 1.800.433.9489 or For Your Master Service Agent See
WWW.STRUCTURALCONCEPTS.COM/Contact/Master_Service_Agents.asp

WARRANTY INFORMATION

(Note: Standard Limited Warranty can be found at www.Structuralconcepts.com)

All sales by Structural Concepts Corporation (SCC) are subject to the following limited warranty. "Goods" refers to the product or products being sold by SCC.

Warranty Scope: Warranty is for equipment sold in the United States, Canada, Mexico and Puerto Rico. Limited warranty may apply to equipment sold elsewhere.

Warranty; Remedies; Limitations. SCC warrants that if any Goods are found by an authorized representative of SCC not to be of good material or workmanship within one year of the date of shipments SCC will, at its option after inspection by an authorized representative, replace any defective Good or pay the reasonable cost of replacement for any such defective Goods, provided that written notice of the defect is given to SCC within 30 days of the appearance of such defect. If notice is not given within such period, any claim for breach of warranty shall be conclusively deemed to have been waived and SCC shall not be liable under this warranty. If SCC is unable to repair or replace the defective Goods, SCC shall issue a credit to the Purchaser for all or part of the purchase price, as SCC shall determine. The replacement or payment in the manner described above shall be the sole and exclusive remedy of Purchaser for a breach of this warranty. If any Goods are defective or fail to conform to this warranty, SCC will furnish instructions for their disposition. No Goods shall be returned to SCC without its prior consent.

SCC's liability for any defect in the Goods shall not exceed the purchase price of the Goods. SCC SHALL HAVE NO LIABILITY TO PURCHASE FOR CONSEQUENTIAL DAMAGES OF ANY KIND WHATSOEVER, INCLUDING, BUT NOT LIMITED TO, PERSONAL INJURY, PROPERTY DAMAGE, LOST PROFITS, OR OTHER ECONOMIC INJURY DUE TO ANY DEFECT IN THE GOODS OR ANY BREACH OF SCC. SCC SHALL NOT BE LIABLE TO THE PURCHASER IN TORT FOR ANY NEGLIGENT DESIGN OR MANUFACTURE OF THE GOODS, OR FOR THE OMISSION OF ANY WARNING THEREFROM.

SCC shall have no obligation or liability under this warranty for claims arising from any other party's (including Purchaser's) negligence or misuse of the Goods or environmental conditions. This warranty does not apply to any claim or damage arising for or cause by improper storage, handling, installation, maintenance, or from fire, flood, accidents, structural defects, building settlement or movement, acts of God, or other causes beyond SCC's control.

Except as expressly stated herein, SCC makes no warranty, express, implied, statutory or otherwise as to any parts or goods not manufactured by SCC. SCC shall warrant such parts or Goods only (I) against such defects, (II) for such periods of time, and (III) with such remedies, as are expressly warranted by the manufacturer of such parts of Goods. Notwithstanding the foregoing, any warranty with respect to such parts of Goods and any remedies available as a result of a breach thereof shall be subject to all of the procedures, limitations, and exclusions set forth herein.

THE WARRANTIES HEREIN ARE IN LIEU OF ALL WARRANTIES, EXPRESS, IMPLIED, STATUTORY, OR OTHERWISE. IN PARTICULAR, SCC MAKES NO WARRANTY OF MERCHANTABILITY OR FITNESS FOR A PARTICULAR PURPOSE.

No representative, agent or dealer of SCC has authority to modify, expand, or extend this Warranty, to waive any of the limitations or exclusions, or to make any different or additional warranties with respect to Goods.

Period of Limitations. No claim, suit or other proceeding may be brought by Purchaser for any breach of the foregoing warranty or this Agreement by SCC or in any way arising out of this Agreement or relating to the Goods after one year from the date of the breach. In the interpretation of this limitation on action for a breach by SCC, it is expressly agreed that there are no warranties of future performance of the goods that would extend that period of limitation herein contained for bringing an action.

Indemnifications. Purchaser agrees to indemnify, hold harmless, and defend SCC if so requested, from any and all liabilities, as defined herein, suffered, or incurred by SCC as a result of, or in connection with, any act, omission, or use of the Goods by Purchaser, its employees or customers, or any breach of this Agreement by Purchaser. Liabilities shall include all costs, claims, damages, judgments, and expenses (including reasonable attorney fees and costs).

Remedies of SCC. SCC's rights and remedies shall be cumulative and may be exercised from time to time. In a proceeding or action relating to the breach of this Agreement by Purchaser, Purchaser shall reimburse SCC for reasonable costs and attorney's fees incurred by SCC. No waiver by SCC of any breach of Purchaser shall be effective unless in writing nor operate as a waiver of any other breach of the same term thereafter. SCC shall not lose any right because it has not exercised it in the past.

Applicable Law. This Agreement is made in Michigan and shall be governed by and interpreted according to Michigan law. Any lawsuit arising out of this Agreement or the Goods may be handled by a federal or state court whose district includes Muskegon County, Michigan, and Purchaser consents that such court shall have personal jurisdiction over Purchaser.

Miscellaneous. If any provision of this Agreement is found to be invalid or unenforceable under any law, the provision shall be ineffective to that extent and for the duration of the illegality, but the remaining provisions shall be unaffected. Purchaser shall not assign any of its rights nor delegate any of its obligations under this Agreement without prior written of SCC. This Agreement shall be binding upon and inure to the benefit of SCC and Purchaser and each of their legal representatives, successors and assigns.

SCC warrants its products to be free of defects in materials and workmanship under normal use and service for a period of one (1) year from the date of delivery.

This warranty is extended only to the original purchaser for use of the Goods. It does not cover normal wear parts such as plastic tongs, tong holders, tong cables, bag holders, or acrylic dividers.

General Conditions. All service labor and/or parts charges are subject to approval by SCC. Contact the Customer Service Department in writing or call 231-798-8888.

All claims must contain the following information: (1) model & serial code number of equipment; (2) the date and place of installation; (3) the name and address of the agency which performed the installation; (4) the date of the equipment failure; and (5) a complete description of the equipment failure and all circumstances relating to that failure.

Once the claim has been determined to be a true warranty claim by SCC's Customer Service Department, the following procedure will be taken: (1) replacement parts will be sent at no charge from SCC on a freight prepaid basis; (2) reimbursement for service labor will be paid if the following conditions have been met— (a) prior approval of service agency was awarded from the Customer Service Department; and (b) an itemized statement of all labor charges incurred is received by the Customer Service Department. The cost of the service labor reimbursement will be based on straight time rates and reasonable time for the repair of the defect.

If problems occur with any compressor, notify SCC's Customer Service Department immediately. Any attempt to repair or alter the unit without prior consent from the Customer Service Department will render any warranty claim null and void. This warranty and protection plan does not apply to any condensing unit or any part thereof which has been subject to accident, negligence, misuse, or abuse, or which has not been operated in accordance with the manufacturer's recommendations or if the serial number of the unit has been altered, defaced, or removed.

Limit of Liability. The limit of liability of SCC toward the exchange cost of the original condensing unit, F.O.B. SCC, Norton Shores, MI, of each motor-compressor assembly replaced during the warranty shall not exceed manufacturer's current established wholesaler's exchange price and in no case shall the labor of removing or replacing the motor-compressor or parts thereof be the responsibility of SCC.