

# Technical Information

Fusion - GMS 52"H Heated Service Case

Structural Concepts®

DELIVERING FRESH. ALWAYS.™

## DIMENSIONS / SHIPPING

Model	L"	L1"	L2"	Est Wt (lbs)
GMS4H	48.750	51.000	0.000	800
GMS6H	73.125	75.375	0.000	1,350
GMS8H	97.500	99.750	0.000	1,450

## ELECTRICAL

Model	System Circuit Volts			Ph	Frq	Rated Load Amps	Min Cir Amps	Max OCP Amps	Watts	Wires	NEMA Plug	Amps Lights	Amps Fans	Amps Anti-Sweats	Amps Misc/Refrig/Heat
GMS4H	Heat (N/A)	Circuit #1	208	1	50-60	11.83	15	15	2,491	2+G	Leads Single	0.25	N/A	N/A	11.58
	Heat (N/A)	Circuit #1	240	1	50-60	13.60	20	20	3,289	2+G	Leads Single	0.25	N/A	N/A	13.35
	Heat (N/A)	Circuit #1	208	3	50-60	7.97	15	15	2,491	3+G	Leads Single	0.25	N/A	N/A	11.58
	Heat (N/A)	Circuit #1	240	3	50-60	9.15	15	15	3,289	3+G	Leads Single	0.25	N/A	N/A	13.35
GMS6H	Heat (N/A)	Circuit #1	208	1	50-60	19.65	30	30	4,162	2+G	Leads Single	0.35	N/A	N/A	19.30
	Heat (N/A)	Circuit #1	240	1	50-60	22.60	30	30	5,493	2+G	Leads Single	0.35	N/A	N/A	22.25
	Heat (N/A)	Circuit #1	208	3	50-60	15.44	20	20	4,162	3+G	Leads Single	0.35	N/A	N/A	19.30
	Heat (N/A)	Circuit #1	240	3	50-60	17.80	30	30	5,493	3+G	Leads Single	0.35	N/A	N/A	22.25
GMS8H	Heat (N/A)	Circuit #1	208	1	50-60	27.42	40	40	5,881	2+G	Leads Single	0.40	N/A	N/A	27.02
	Heat (N/A)	Circuit #1	240	1	50-60	31.55	40	40	7,745	2+G	Leads Single	0.40	N/A	N/A	31.15
	Heat (N/A)	Circuit #1	208	3	50-60	27.42	40	40	5,881	3+G	Leads Single	0.40	N/A	N/A	27.02
	Heat (N/A)	Circuit #1	240	3	50-60	31.55	40	40	7,745	3+G	Leads Single	0.40	N/A	N/A	31.15

## REFRIGERATION

Model	Zone	Section	System	Envt	REMOTE REFRIGERATION					GLYCOL / R744 REFRIGERATION			
					SST (°F)	Conv. Rack BTUH	Para. Rack BTUH	Defrost Interval (Hrs)	Defrost Duration	Total GPM	Pressure Drop (psi)	Concent (%)	Liquid Temp (°F)

## INTENDED ENVIRONMENT

Type I - Designed to operate in ambient conditions of 75°F with 55% relative humidity unless noted otherwise under Envt above.

## WARMEST AVERAGE PRODUCT TEMP & INTENDED USE OF ZONES

Zone	Temp (°F)	Intended Use
1	160	Unpackaged heated product

## REGULATORY

All Models  
ETL Listed to UL 197  
ETL Listed to CAN/CSA 22.2 No. 109  
ETL Sanitation to NSF/ANSI 4



## IMPORTANT NOTES

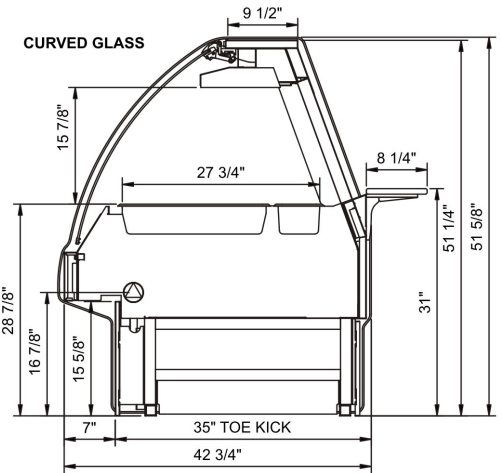
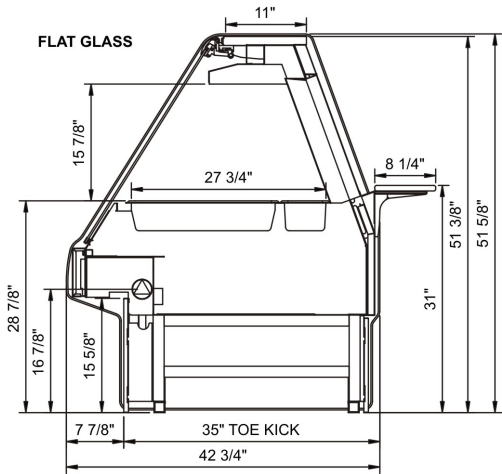
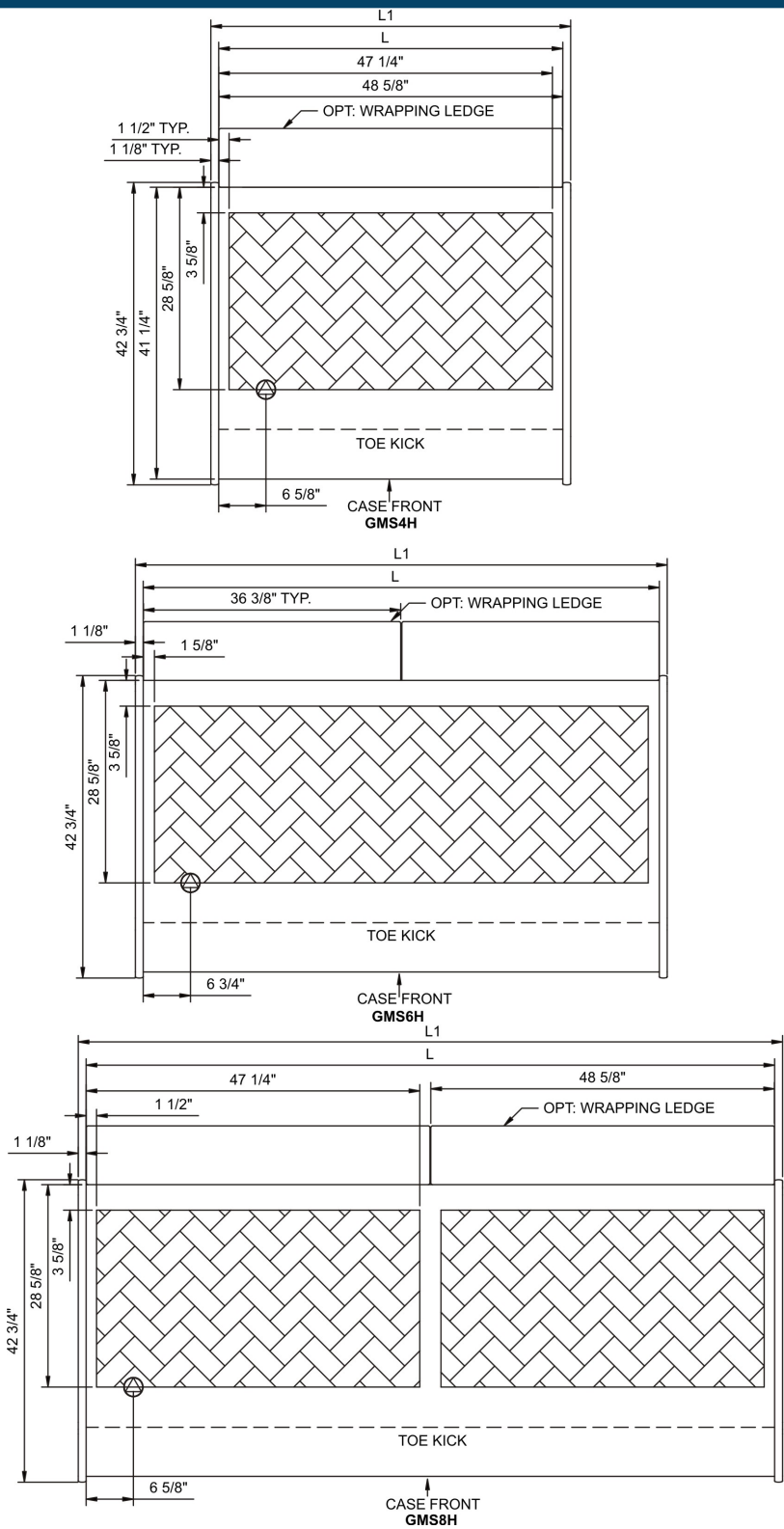
- 1) Designed for dry heat.
- 2) Each well accommodates up to 4"D pans (not provided).
- 3) Units must be shimmed during installation to ensure the unit is level and plumb.

# Technical Information

Fusion - GMS 52"H Heated Service Case



Structural Concepts®

DELIVERING FRESH. ALWAYS.™



WELL CAPACITY
PANS NOT PROVIDED WITH UNIT
GMS4H = 3-SECTIONS, EACH HOLDING ONE AND ONE-THIRD PANS
GMS6H = 5-SECTIONS, EACH HOLDING ONE AND ONE-THIRD PANS
GMS8H = 7-SECTIONS, EACH HOLDING ONE AND ONE-THIRD PANS

NOTE: ALL DIMENSIONS APPROXIMATE

 ELECTRICAL JUNCTION BOX (SUPPLIED WITH 6" LEADS OR POWER CORD).  
 LOCATION OF DRAIN TUBE FOR REMOTE REF. ONLY (SUPPLIED WITH 3/4" OR 1 1/2" PVC TUBE).

 REFRIGERATION LINE CONNECTION.  
 REMOTE FLOOR SINK & UTILITIES ACCESS AREA.

 SELF-CONTAINED CASE SERVICE ACCESS AREA.  
 DRY CASE SERVICE ACCESS AREA.