

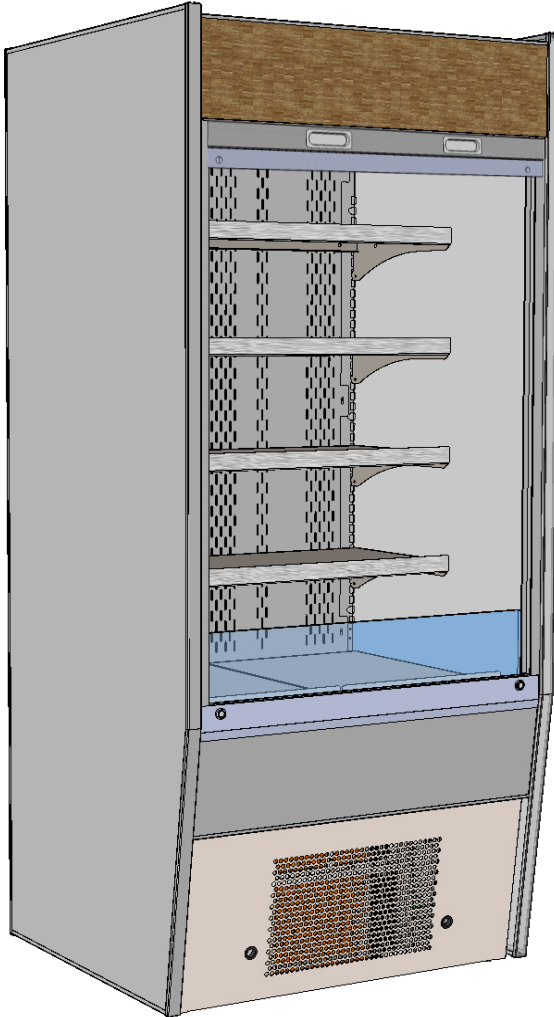
# Oasis<sup>®</sup>

## FIELD SERVICE PARTS LIST

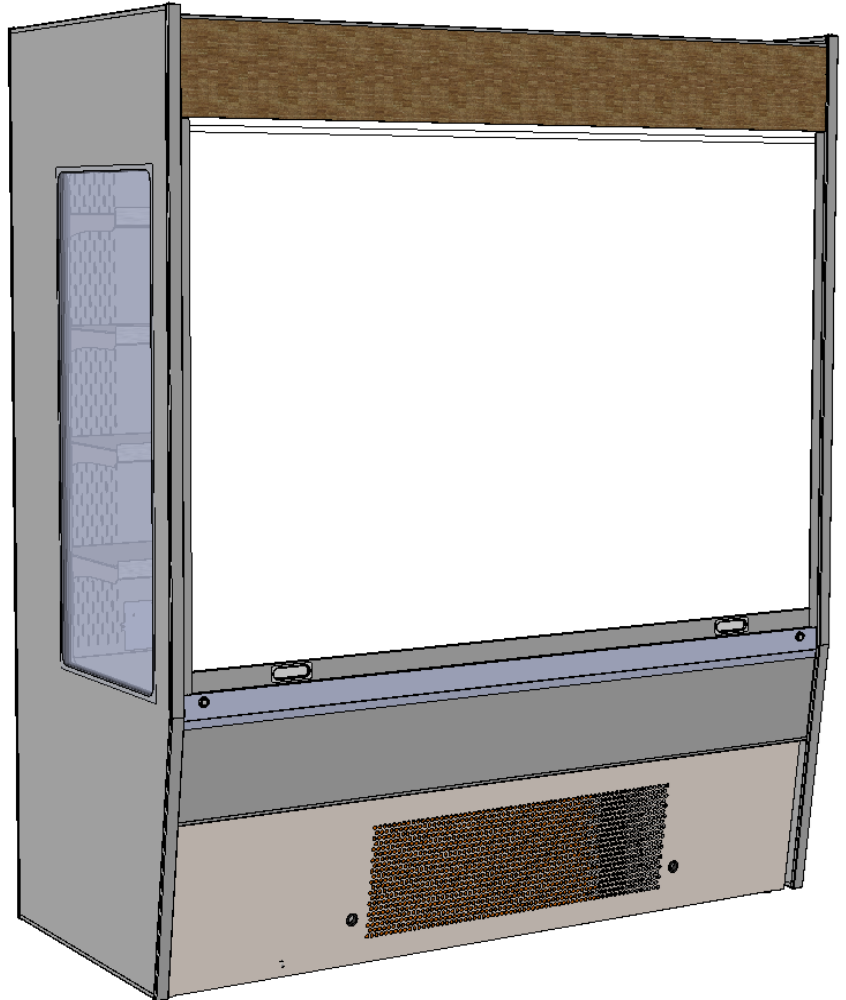
**SCC P/N  
21-20628**

### FIELD SERVICE PARTS LIST

- > FOR HIGH ENVIRONMENT MOBILE REFRIGERATED SELF-SERVICE UNITS
- > MODELS HECOXXR (HECO37R, HECO47R, HECO57R & HECO67R)



Model HECO37R Shown With Roll-Down Security Door Up (Similar Design to Models HECO47R, HECO57R and HECO67R)



Model HECO57R Shown With Roll-Down Security Door Down (Similar Design to Models HECO37R, HECO47R and HECO67R)

**See SCC P/N 21-20006 For This Model's Operating Manual.**

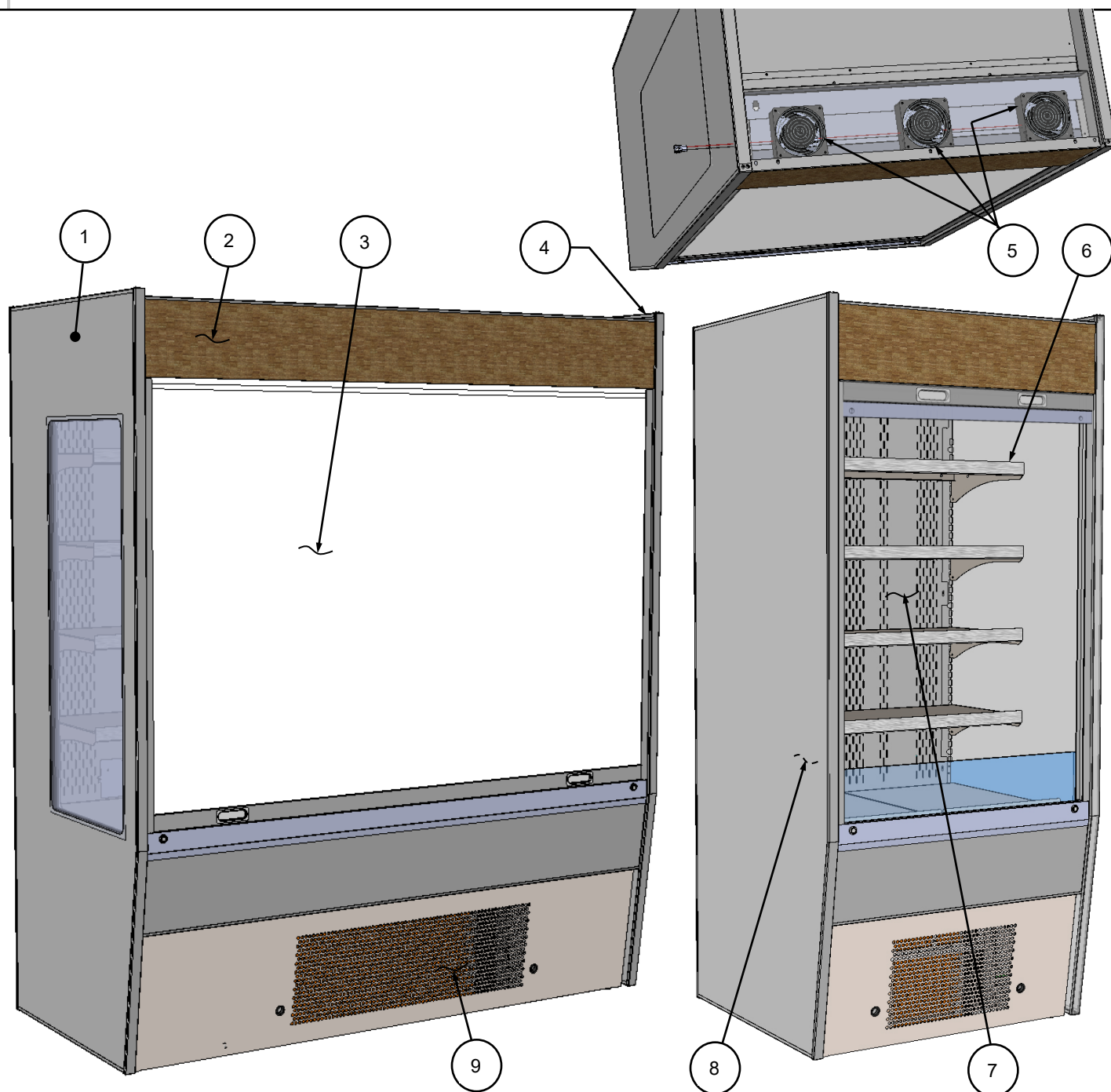
**Important: You Must Have Model Number and Serial Number Ready When Calling SCC's Technical Service. See Serial Label For Complete Information.**

**Structural Concepts<sup>®</sup>**

DELIVERING FRESH. ALWAYS.™

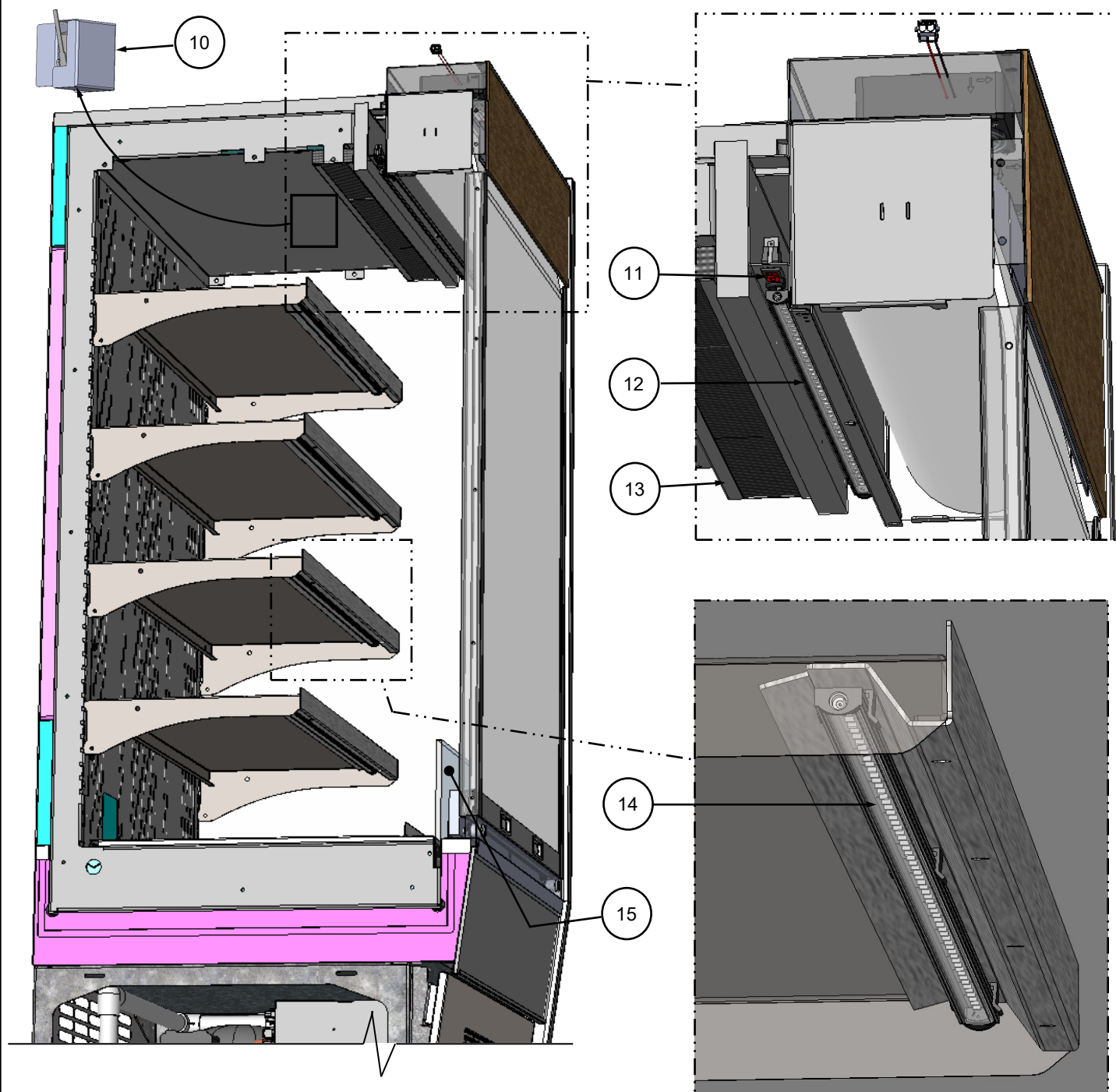
Structural Concepts Corp. · 888 E. Porter Rd · Muskegon, MI 49441 Phone: 231.798.8888 Fax: 231.798.4960 · [www.structuralconcepts.com](http://www.structuralconcepts.com)

## ILLUSTRATED PARTS BREAKDOWN (MODEL HECOXXR)



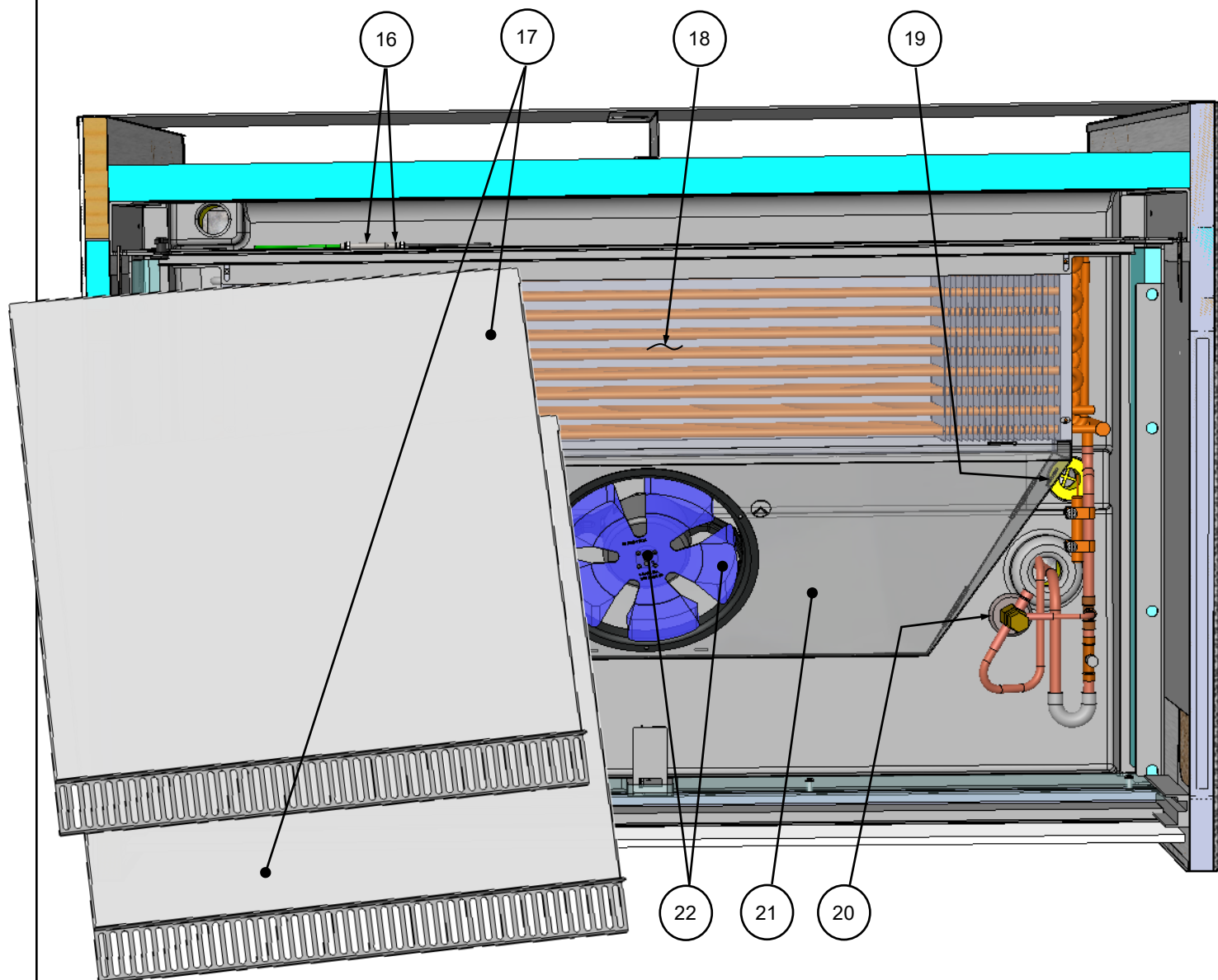
1	End Panel - Left	6	Anti-Condensate Axial Fans (Atop Unit)
2	Header	7	Rear Perforated Plenum
3	Security Cover, Roll-Down	8	Discharge Probe Cover (Screw Removal Required To Access)
4	End Panel - Right	9	Front Panel/Grille
5	Shelf (Typ.)		

## ILLUSTRATED PARTS BREAKDOWN (MODEL HECOXXR)



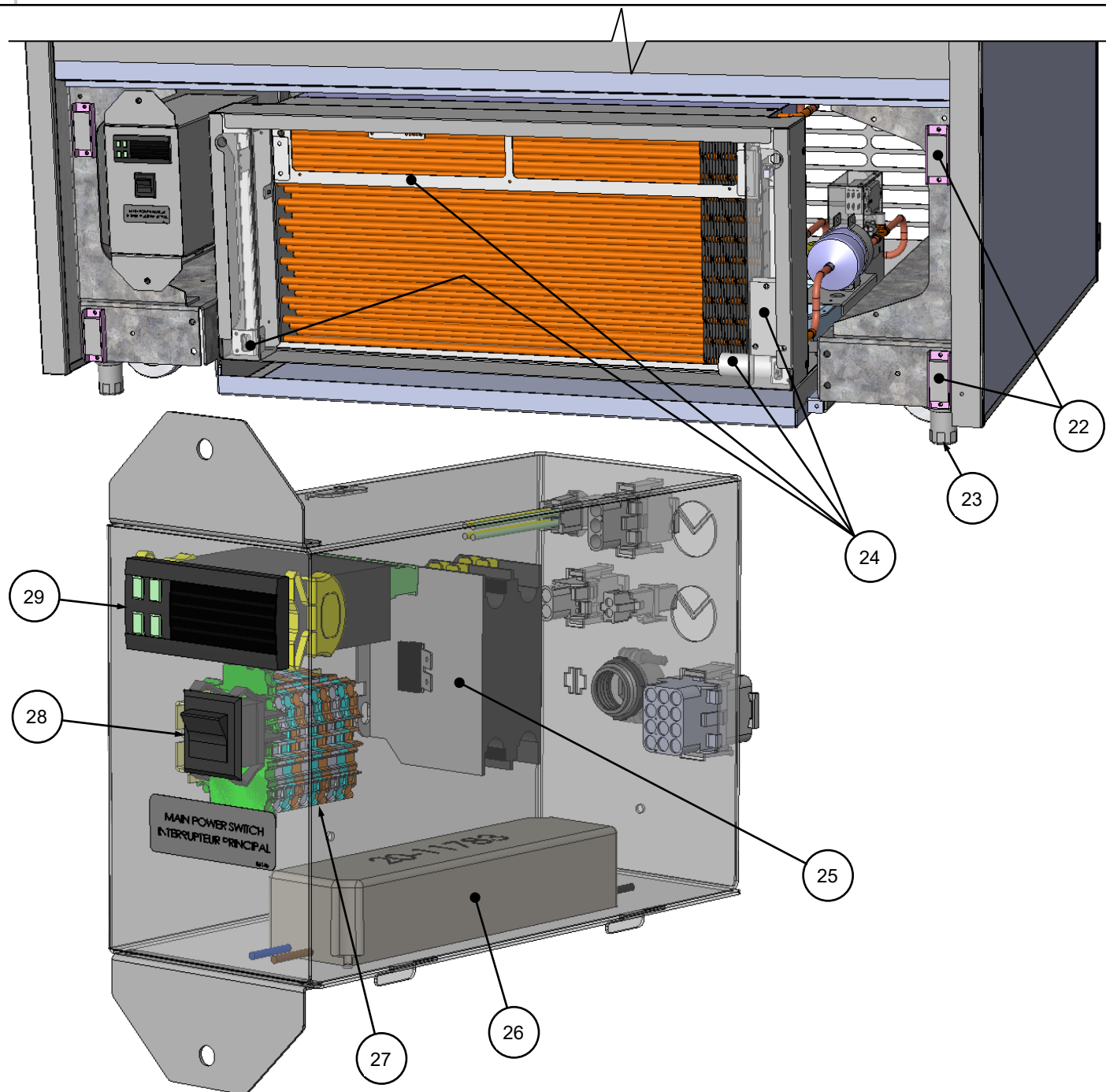
10	Anti-Condensate Fan Switch (For Roll-Down Door) / Located on Inner-Left End Panel	14	LED Light - Shelf (Typ.)
11	Light Switch	15	Air Deflector - Acrylic
12	LED Light - Header		
13	Honeycomb Air Diffuser		

## ILLUSTRATED PARTS BREAKDOWN (MODEL HECOXXR)



16	Discharge Air Probes	20	Housing, Evaporator Fan
17	Deck Pans	21	Evaporator Fan and Motor
18	Drain		
19	TXV (Thermostatic Expansion Valve)		

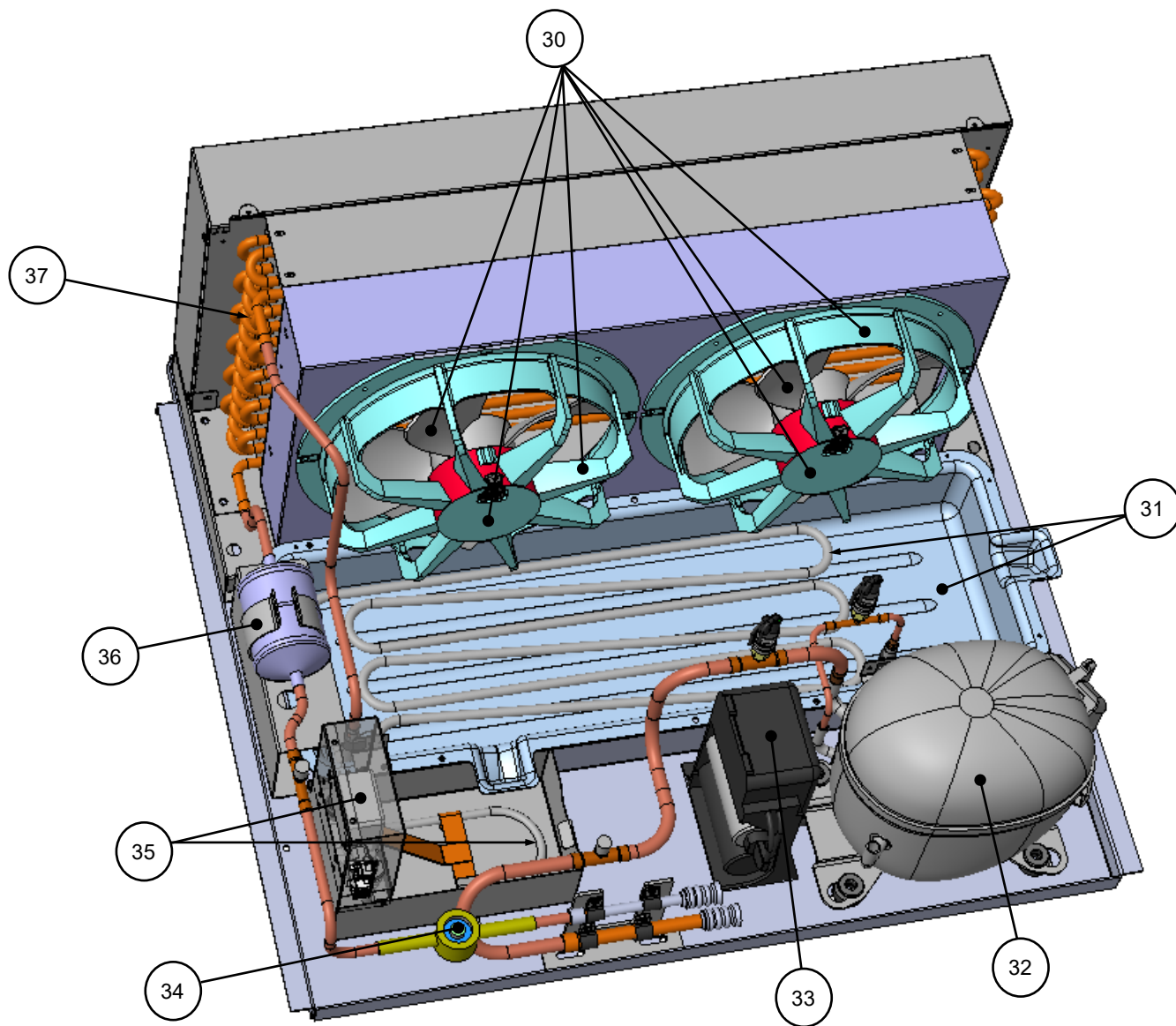
## ILLUSTRATED PARTS BREAKDOWN (MODEL HECOXXR)



22	Magnets For Front Grille	27	Terminal Block
23	Leveler (Typ.)	28	Main Power Switch
24	Clean Sweep Condenser Coil System	29	Thermostat
25	Contactor		
26	LED Driver		



## ILLUSTRATED PARTS BREAKDOWN (MODEL HECOXXR)



30	Condenser Fans	35	Overflow Evaporator Pan/Coil
31	Evaporator Pan, Hot Gas Loop Coil System	36	Filter Dryer
32	Compressor	37	Condenser Coil
33	Starter For Compressor Unit		
34	Sight Glass		



**Determine Which Programmable Controller Is On Your Case (Controllers That Are Commonly Used By Structural Concepts Are Shown Below). Your Particular Programmable Controller May Differ.**



**Carel® PJEZ Platform**



**Carel® ir33 Platform**





**Carel® iJF Platform**



**Dixell® XM670K-XM679K Platform**

**To Access Information About The Programmable Controller That Is Used On Your Case, Follow These Instructions:**

- > If Viewing This Document on Smart Phone, Tablet or Computer, Select/Click On The QR Code at Right.
- > If Viewing This Document In Print (Hard Copy), Scan The QR Code at Right With Your Smart Phone or Tablet.



## STRUCTURAL CONCEPTS TECHNICAL SERVICE CONTACT INFORMATION & LIMITED WARRANTY

**TECH SERVICE/WARRANTY CONTACT INFO:**  
1 (800) 433-9490 / EXTENSION 1

**DAYS/HOURS AVAILABLE:**  
MONDAY - FRIDAY (CLOSED HOLIDAYS)  
8:00 a.m. TO 5:00 p.m. EST

**YOU MUST HAVE THE FOLLOWING INFO AVAILABLE  
BEFORE CONTACTING STRUCTURAL CONCEPTS:**

SERIAL NO. / MODEL NO. / STORE NO. / STORE  
ADDRESS / DETAILS (PHOTOS, LEAK LOCATIONS,  
DAMAGE, STORE'S AMBIENT CONDITIONS, ETC.)

**To Access The Limited Warranty To Your  
Case, Follow These Instructions:**

- > If Viewing This Document on Smart Phone, Tablet or Computer, Select/Click On The QR Code at Right.
- > If Viewing This Document In Print (Hard Copy), Scan The QR Code at Right With Your Smart Phone or Tablet.

