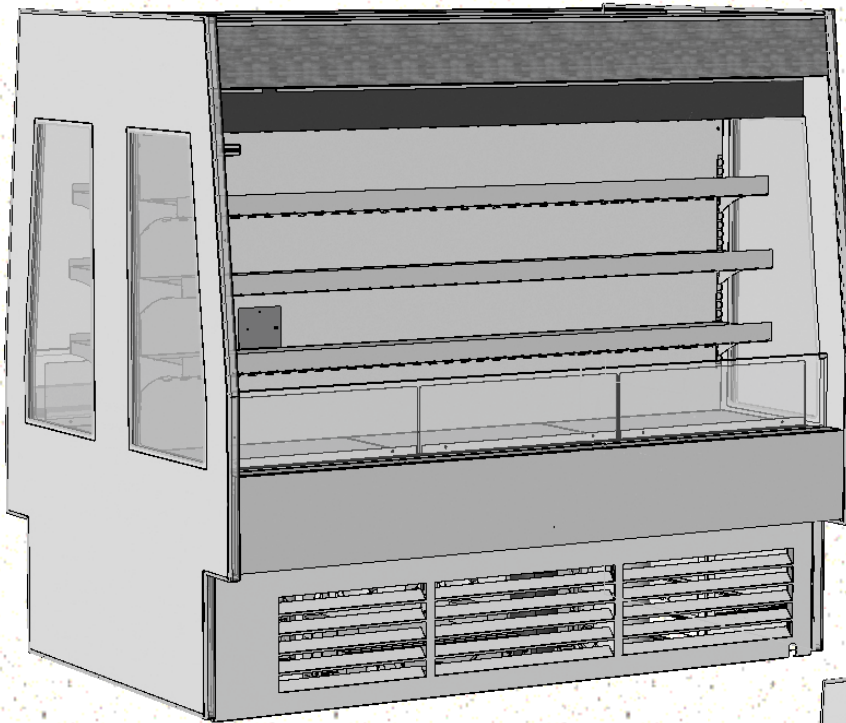


Oasis[®] FIELD SERVICE PARTS LIST

FIELD SERVICE PARTS LIST

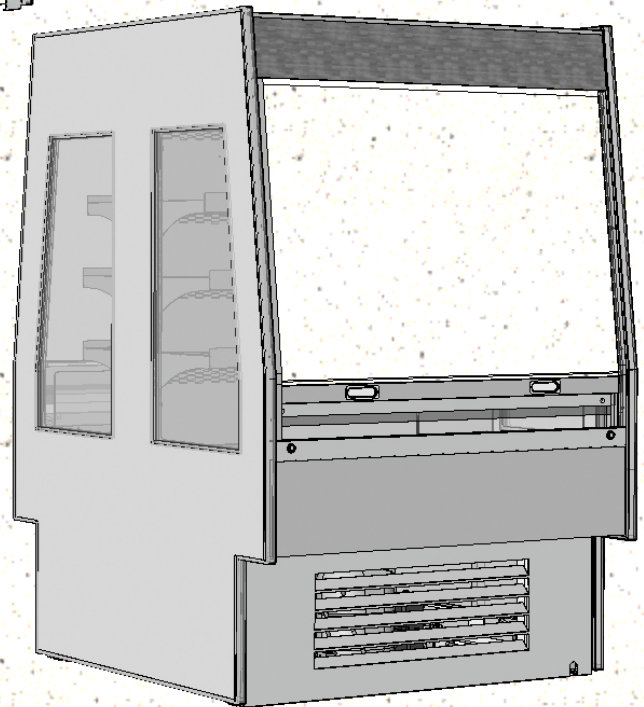
- > FOR HIGH ENVIRONMENT REFRIGERATED MOBILE GRAB-N-GO UNITS
- > MODELS HEFSC463R, HEFSC663R, AND OTHER SIMILAR MODELS

**SCC P/N
21-22808**



Model HEFSC663R Shown With
Roll-Down Security Door Retracted

**See SCC P/N 21-22807
For User Manual.**



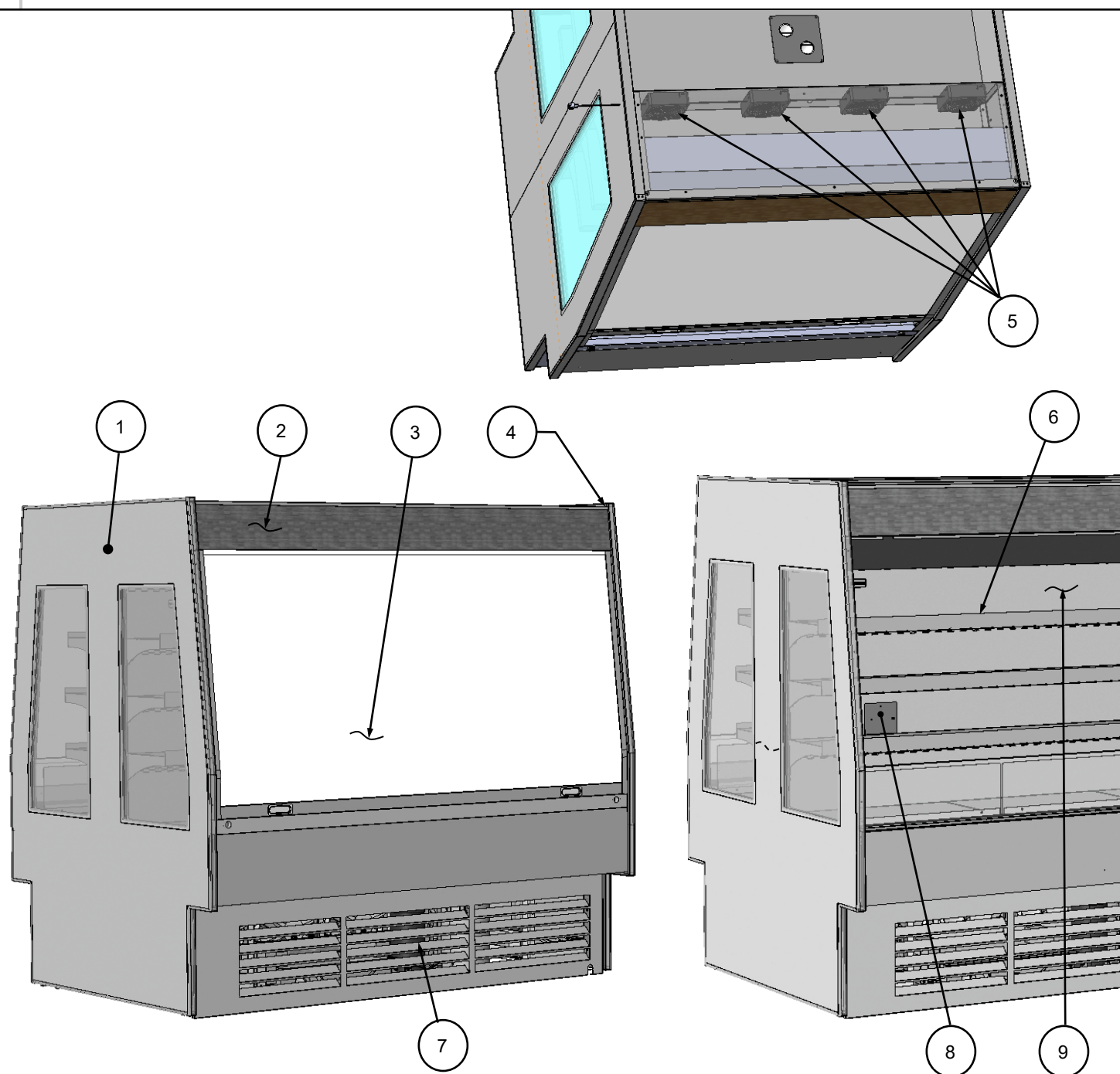
Model HEFSC463R Shown With
Roll-Down Security Door Extended

Important: You Must Have Model Number and Serial Number Ready When Calling SCC's Technical Service. See Serial Label For Complete Information.

Structural Concepts[®]

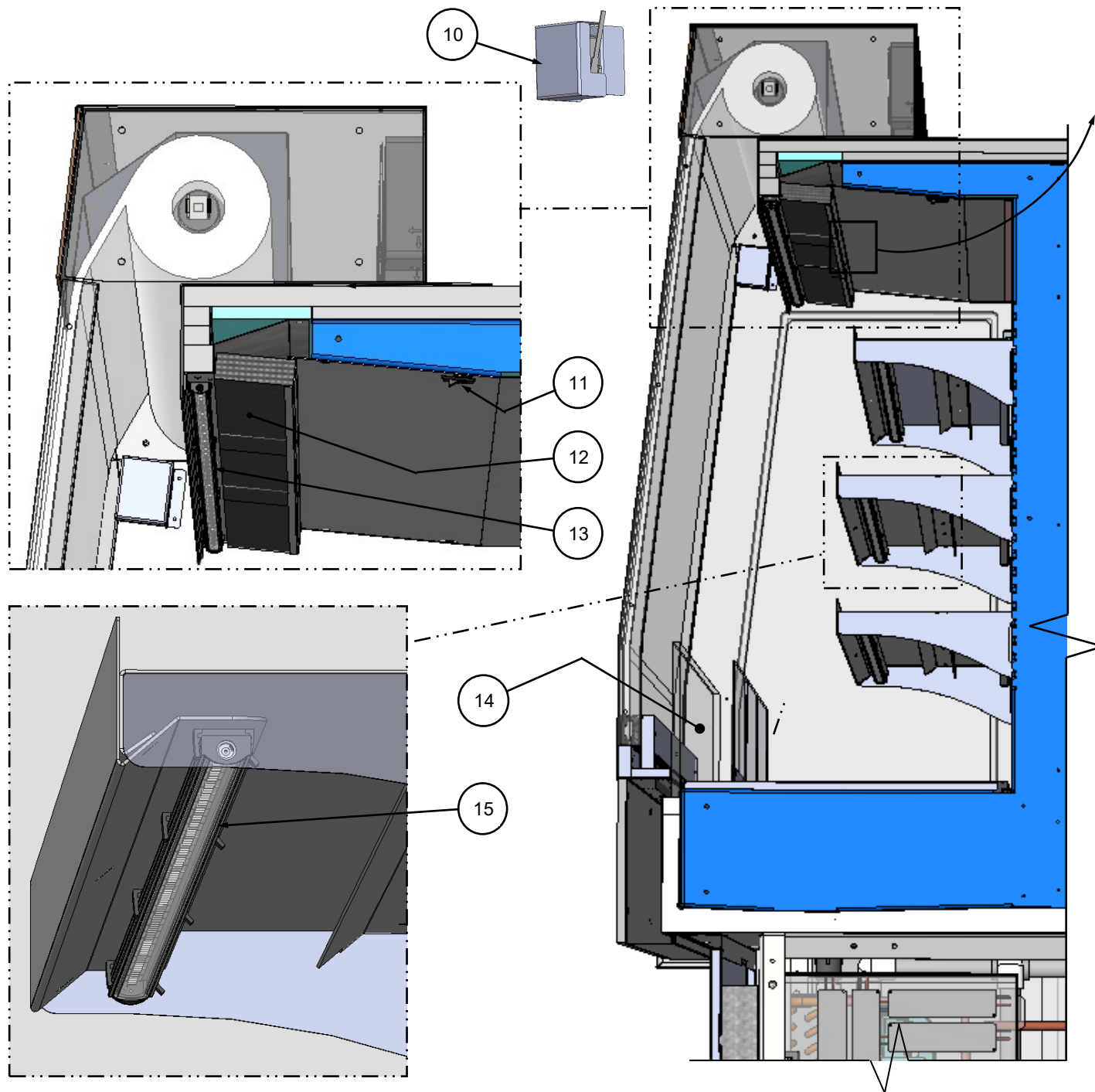
Structural Concepts Corp. · 888 E. Porter Rd · Muskegon, MI 49441 Phone: 231.798.8888 Fax: 231.798.4960 · www.structuralconcepts.com

ILLUSTRATED PARTS BREAKDOWN (MODEL HEFSCX63R)



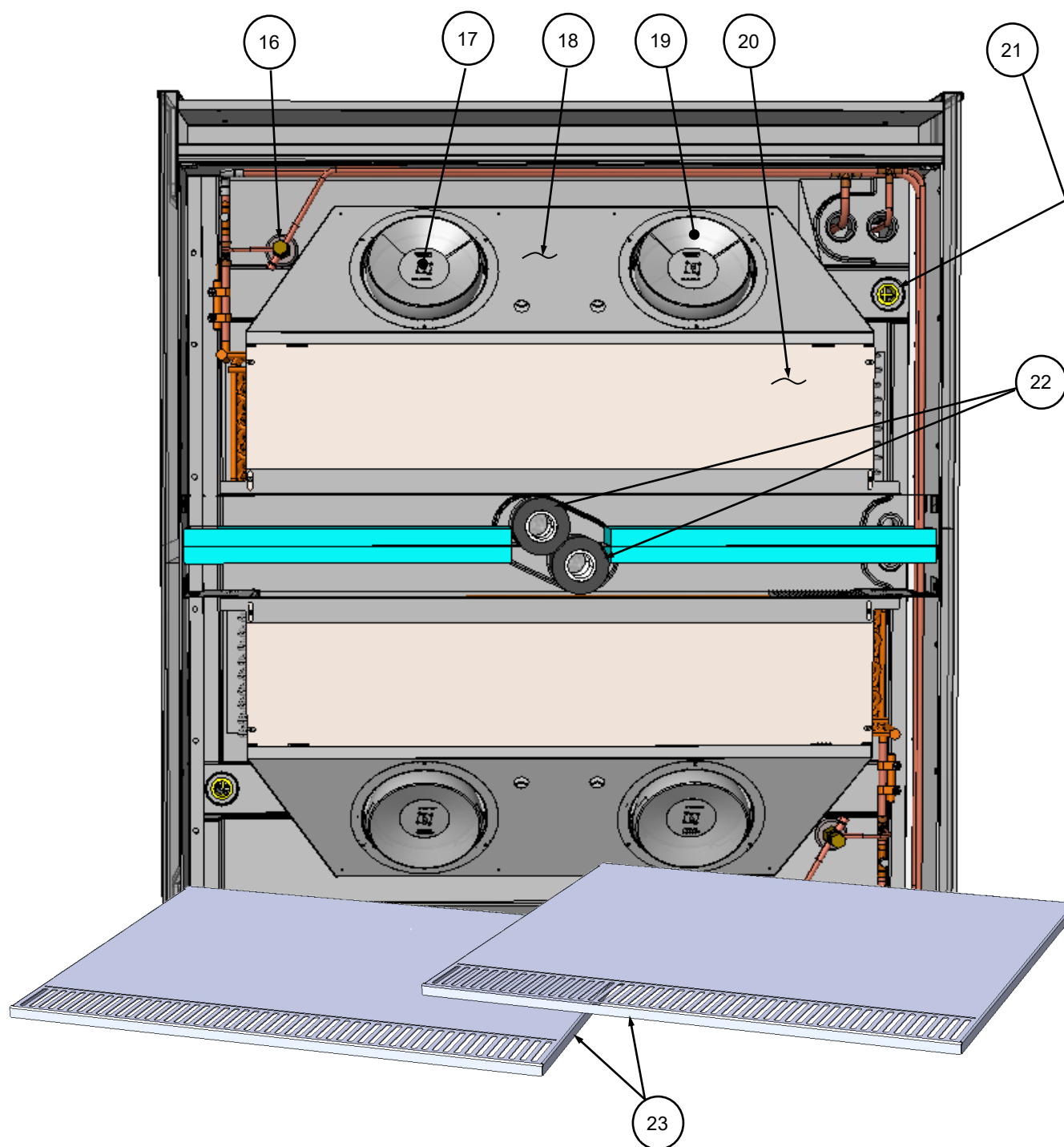
| | | | |
|---|--|---|---|
| 1 | End Panel - Left | 6 | Shelf (Typ.) |
| 2 | Header | 7 | Panel/Grille |
| 3 | Security Cover, Roll-Down | 8 | Discharge Probe Cover (Screw Removal Required To Access Probe Behind Cover) |
| 4 | End Panel - Right | 9 | Rear Perforated Plenum |
| 5 | Anti-Condensate Axial Fans (Atop Unit) | | |

ILLUSTRATED PARTS BREAKDOWN (MODEL HEFSCX63R)



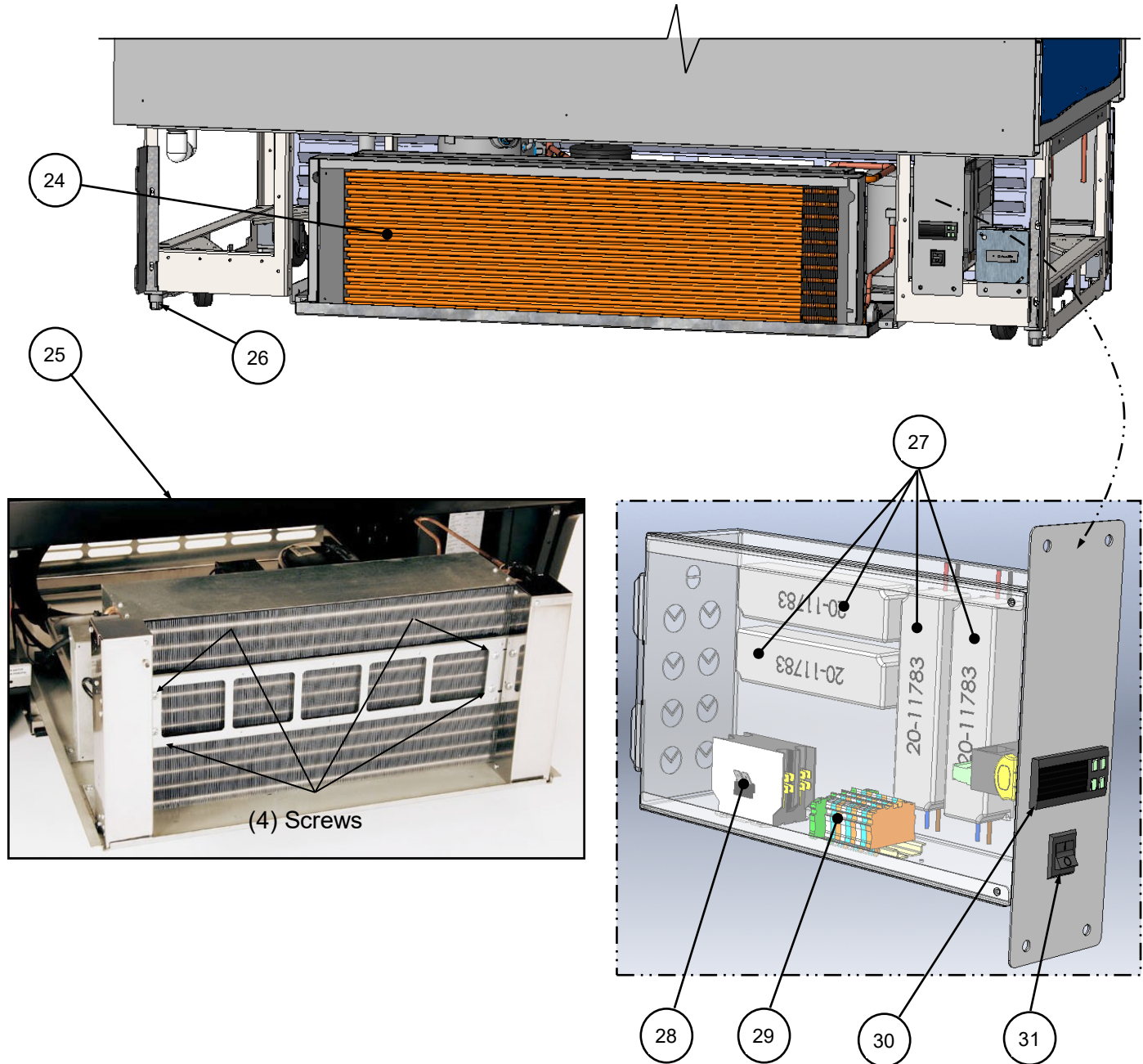
| | | | |
|----|---|----|--------------------------|
| 10 | Anti-Condensate Fan Switch (For Roll-Down Door) / Located on Inner-Left End Panel | 13 | Honeycomb Air Diffuser |
| 11 | Light Switch | 14 | Air Deflector - Acrylic |
| 12 | LED Light - Header | 15 | LED Light - Shelf (Typ.) |

ILLUSTRATED PARTS BREAKDOWN (MODEL HEFSCX63R)



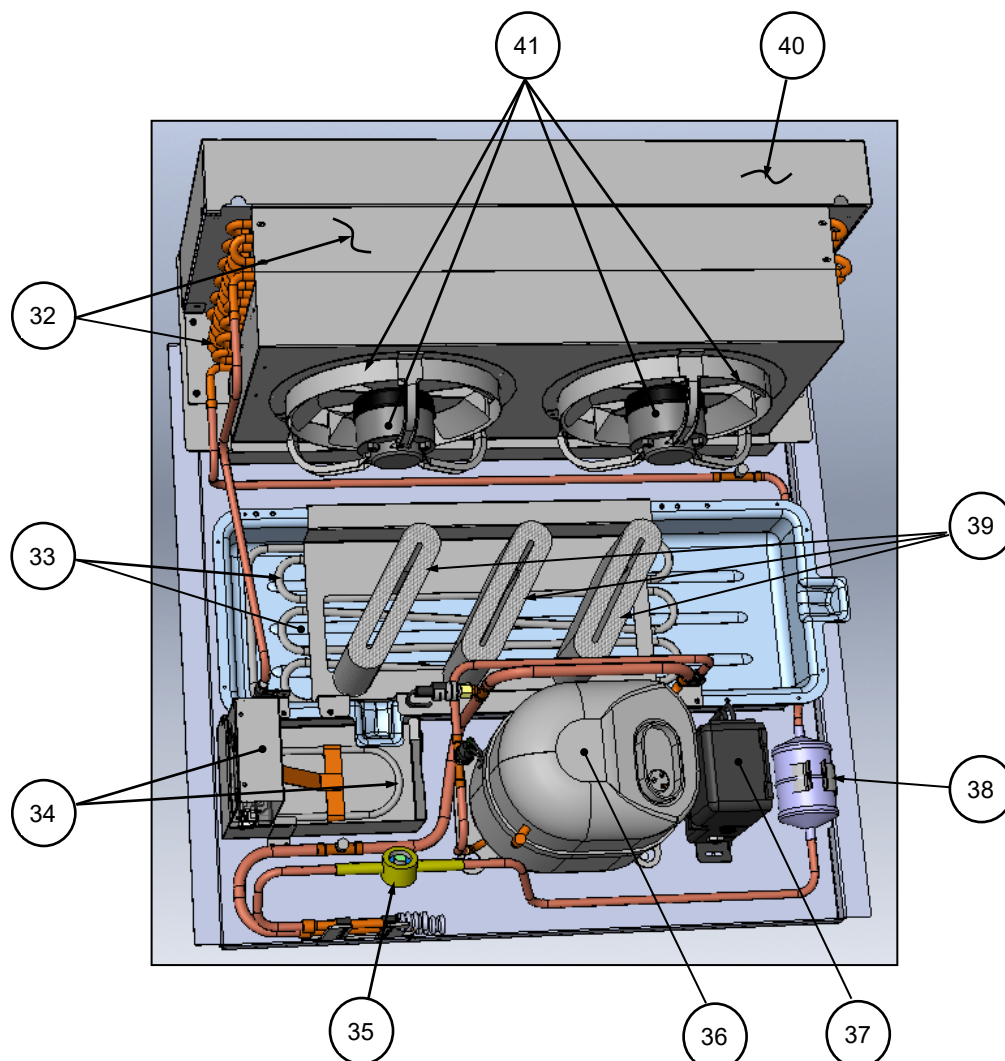
| | | | |
|----|-------------------------------------|----|------------------------------|
| 16 | Thermostatic Expansion Valve (Typ.) | 20 | Evaporator Coil Cover (Typ.) |
| 17 | Evaporator Fan Motor (Typ.) | 21 | Drain (Typ.) |
| 18 | Evaporator Fan Shroud (Typ.) | 22 | Pipe Insulation (Typ.) |
| 19 | Evaporator Fan Blade (Typ.) | 23 | Deck Pan (Typ.) |

ILLUSTRATED PARTS BREAKDOWN (MODEL HEFSC663R / SIMILAR TO HEFSC463R)



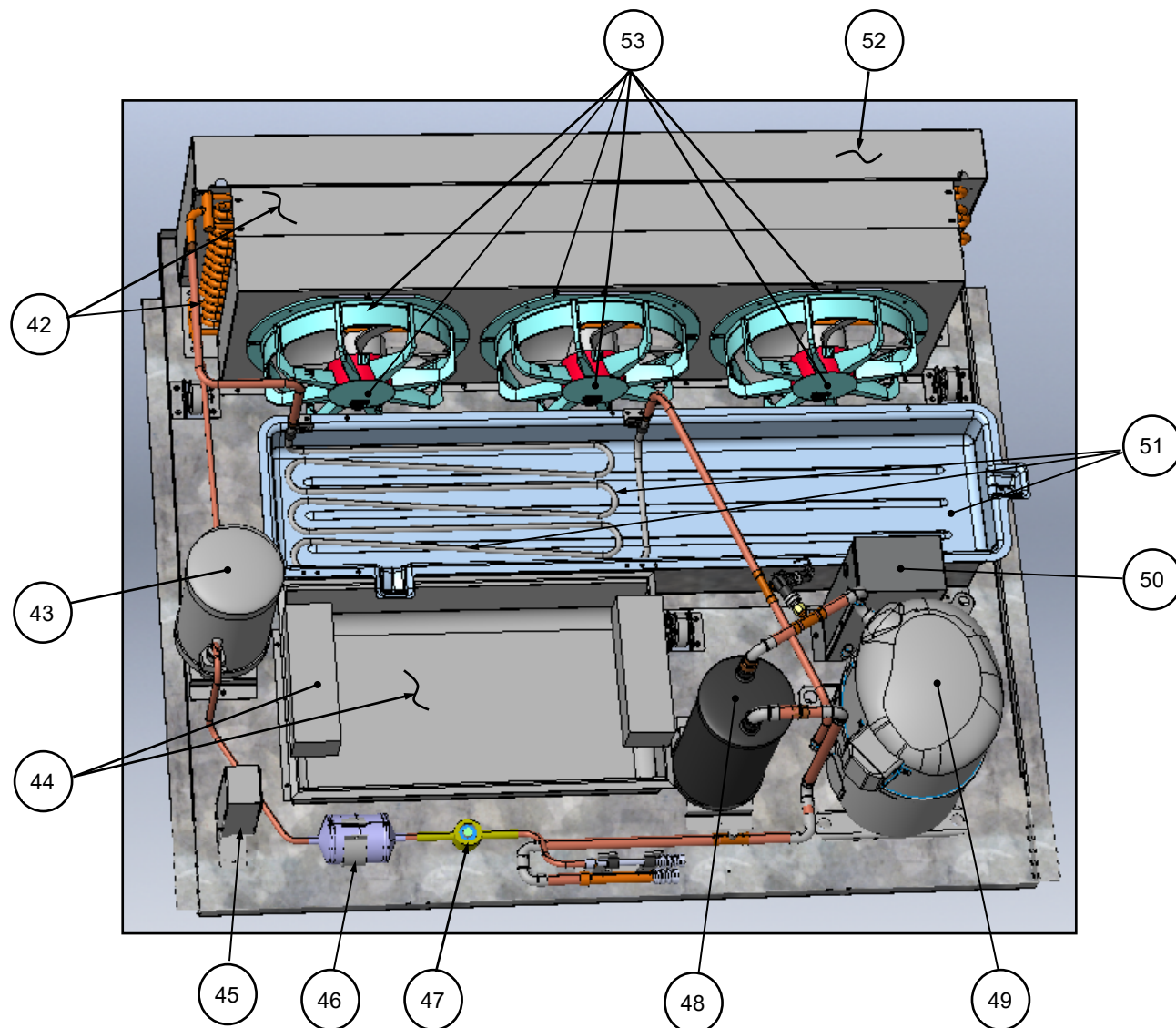
| | | | |
|----|--|----|-------------------|
| 24 | Clean Sweep Condenser Coil System General Area / Clean Sweep May Not Be On All Units) | 28 | Contactor |
| 25 | Clean Sweep Condenser Coil System Photograph (From Random Case). For Illustrative Purposes Only. | 29 | Terminal Block |
| 26 | Leveler (Typ.) | 30 | Thermostat |
| 27 | LED Drivers | 31 | Main Power Switch |

ILLUSTRATED PARTS BREAKDOWN (MODEL HEFSC463R)



| | | | |
|----|---|----|---|
| 32 | Coil and Coil Cover | 37 | Embraco® Compressor Start |
| 33 | Hot Gas Condensate Pan, Serpentine Rods | 38 | Filter Dryer |
| 34 | Electrical Coil Overflow Condensate Pan | 39 | Wicking Material |
| 35 | Sight Glass | 40 | Condenser Coil Fan Shroud (Optional: May Include Clean Sweep™ Automatic Condenser Coil Cleaner) |
| 36 | Refrigeration Pump | 41 | Fan Motors & Fan Shroud |

ILLUSTRATED PARTS BREAKDOWN (MODEL HEFSC663R)



| | | | |
|----|--|----|---|
| 42 | Coil and Coil Cover | 48 | Accumulator |
| 43 | Receiver | 49 | Refrigeration Pump |
| 44 | 1,500 Watt Electrical Coil Overflow Condensate Pan | 50 | Embraco® Compressor Start Components |
| 45 | Receptacle | 51 | Hot Gas Condensate Pan, Serpentine Rods |
| 46 | Filter Dryer | 52 | Condenser Coil Fan Shroud (Optional: May Include Clean Sweep™ Automatic Condenser Coil Cleaner) |
| 47 | Sight Glass | 53 | Fan Motors & Fan Shroud |